

## MyFreeTaxes.org Self-Filing Guide

---

The purpose of this guide is to walk you through the process of filing your taxes from beginning to end with free tax filing software provided by MyFreeTaxes.org. A video tutorial is also available [here](#) (a video version in ASL is available [here](#)).

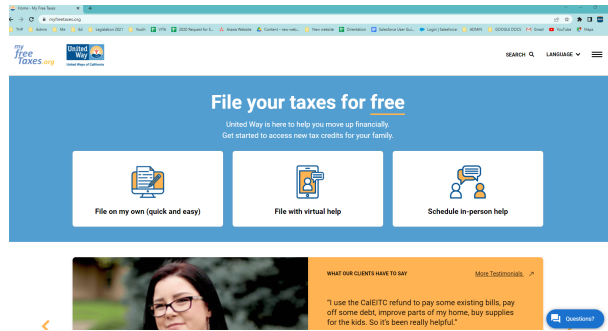
Self-filing is a good option for tax filers who are filing a current year tax return (2021), are comfortable using online tax software and want to learn how to file on their own, and who have earned less than \$73,000 in 2021.

<b>Step 1: Create an account with MyFreeTaxes.org</b>	<b>2</b>
<b>Step 2: Create An Account With TaxSlayer - the free IRS self-filing website</b>	<b>5</b>
<b>Step 3: Login To Taxslayer</b>	<b>7</b>
<b>Step 4: Enter Your Income</b>	<b>10</b>
<b>Step 5: Maximize Your Refund</b>	<b>13</b>
<b>Step 6: Answer The Health Insurance - Aca Insurance Plan Question</b>	<b>18</b>
<b>Step 7: Prepare Your California State Tax Return</b>	<b>18</b>
<b>Filing An Amended Tax Return Using Taxslayer</b>	<b>21</b>

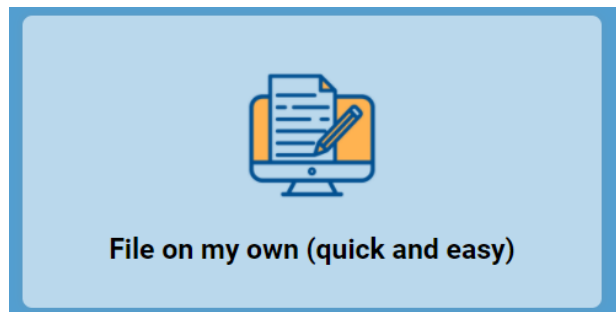
## MyFreeTaxes.org Self-Filing Guide

### Step 1: Create an account with MyFreeTaxes.org

Go to [www.myfreetaxes.org](http://www.myfreetaxes.org).



Click "File on my own".



## MyFreeTaxes.org Self-Filing Guide

Scroll down and enter your contact information

Click “Get Started Filing”.

have a few documents to file. Complete **this checklist** to be prepared to file.

What's your full name? \*

Type your answer here...

First

Type your answer here...

Last

Your email address? \*

name@example.com

Your phone number? \*

(xxx) xxx-xxxx

Your zip code? \*

Enter 5 digit zip code here...

Would you like to sign up to receive resources about other credits, benefits, and services by email or text? \*

Yes  No

By selecting yes, you agree to receive updates and communication from United Ways of California. You may unsubscribe at any time. We will not sell or distribute your email address to any third party at any time. View our [Privacy Policy](#).

\* Required

**GET STARTED FILING**

You should be automatically directed to the next page—if not, you will need to select “click here”.

You should have been redirected to [MyFreeTaxes.com](#) for the next step to filing your taxes. If the new window doesn't open, [click here](#).

## MyFreeTaxes.org Self-Filing Guide

Fill out your income, zip code, and select that you are not a resident of Puerto Rico

Click "File Now".

By myself

Let us help you file your own taxes for free.

This is a great option for people who:

- Are filing a current year return (for 2021 taxes).
- Are comfortable using tax software, or want to learn.

Did you earn less than \$73,000 in 2021?\*

Yes No

What is your ZIP code?\*

Zip code

Are you a resident of Puerto Rico?\*

Yes No

I would like to opt-in to be contacted by United Way (optional).

FILE NOW

In 15 seconds, the myfreetaxes.org page will automatically redirect you to the TaxSlayer VITA/TCE self-prep kiosk page.

You can click "File Now" if you would like to be redirected more quickly.

Thank you for using MyFreeTaxes.

We're transferring you to TaxSlayer using our special referral link so you can file your taxes for free.

Please note, this software does not support filing for users who earn \$73,000 or more in 2021.

If you have questions while filing, please come back and visit our Support page.

10 seconds remaining  
[FILE NOW](#)

Click the "CONTINUE" button to create a TaxSlayer Account.

Go on to Step 2.

### Welcome to the TaxSlayer VITA/TCE self-prep kiosk

- No current year preparation or electronic filing Fees
- Unlimited current year states
- Access to prepare and e-file 1040-NR
- Access to prepare and e-file 1040PR

For assistance while completing your return, please contact the free tax assistance program where you received the referral link to this software. They have IRS-certified specialists available to assist you.

Click the Continue button to create a new account or login with an existing account.

CONTINUE

## MyFreeTaxes.org Self-Filing Guide

### Step 2: Create An Account With TaxSlayer - the free IRS self-filing website

In the upper part of the page, above username, click "Create account".

#### Log In

Need a TaxSlayer account? [Create account.](#)

Username

Password

[Forgot Username](#) | [Forgot Password](#)

LOG IN

By clicking Log In, you agree to our [Privacy Policy](#) and [License Agreement](#).

Fill out the information needed for a TaxSlayer Account

Save your username and password in a secure place with your tax documents

You can log in and out of your tax account as you work on your return.

You do not need to enter all the information at one time.

Click "Create Account".

#### Create your account.

Already have an account? [Log In](#)

Email address

Username

Password

Mobile phone (recommended)

CREATE ACCOUNT

By clicking Create Account, you agree to our [Privacy Policy](#) and [License Agreement](#).

Copyright © 2022 TaxSlayer

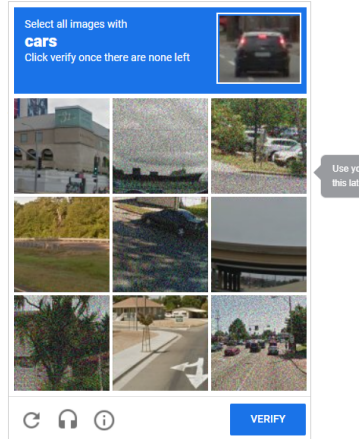
Language:

en (US) ▾

SAVE

## MyFreeTaxes.org Self-Filing Guide

Complete the captcha.



Choose whether you want to receive your security code via text message or email.

Enter the security code sent to your phone number or email.

Click "Verify".

### Check your phone

Enter the verification code we sent you to verify.

We sent a code to:  
(920) 471-8177

Enter the 6-digit code

[Resend Verification Code](#)

After you verify the account you will receive a message that your account is created

Click Continue to begin your 2021 tax return.



Success! Your TaxSlayer account  
has been created.

Now, let's keep going.

CONTINUE

## MyFreeTaxes.org Self-Filing Guide

### Step 3: Login To Taxslayer and begin self-filing your 2021 tax return personal information.

Login to TaxSlayer using your username and password

#### Log In

Need a TaxSlayer account? [Create account.](#)

Username

Password

[Forgot Username](#) | [Forgot Password](#)

LOG IN

By clicking 'Log In', you agree to our [Privacy Policy](#) and [License Agreement](#).

Type your full name into the box.

If you are married and filing jointly, check the box

If you are not married - leave the checkbox blank

Click Continue

2021 | American Pledge Help & Support

### Personalize your TaxSlayer experience

You'll unlock important tax reminders and helpful tips specific to your tax situation.

Please review the information below and sign to agree to the terms and conditions.

Section 301.7216 of the Internal Revenue Code specifically governs the use and disclosure of Tax Return information. Some states may also have additional laws and regulations related to use and disclosure of the same information. We use your Tax Return information only in accordance with those applicable laws and regulations to prepare and assist in preparing your tax return, to provide services associated with preparing your tax return, and to provide you with other products and services you specifically request or consent to.

We use the information you provide (discussed above) to complete services and products you request. That is, we may use your information to show you additional products (if applicable) such as options to pay for tax preparation services (e.g. Refund Transfer), various ways to receive a refund disbursement, personalized tax tips, and other relevant products and services based upon your Tax Return information. These offers may come from us or a third-party service provider. As permitted by law, we may also use the information you provide to address questions submitted to our customer or technical support systems, to send updates or security alerts, marketing messages, or to provide notification of new products, services, enhancements, and promotions.

Lastly, we also use the information we collect to monitor and investigate fraud, identity theft, and other illegal activity and to personalize and improve our services.

PRINT

Ensure the details below are accurate:

Full Name \*

Date \*

I am filing a joint return with my spouse.


CONTINUE

If you have last year's tax return, you can upload it and click View Results

If not, click Skip

### Want to get a head start on your Tax Return?

Easily import your personal information by uploading a pdf of last year's tax return. In order to upload your last year's tax return, be sure that the PDF is not password protected.



Drag and Drop PDF here, or  
click to upload

You may upload 1 PDF file (up to 5 MB).

Skip [VIEW RESULTS](#)

## MyFreeTaxes.org Self-Filing Guide

Type in your personal information

Double check spelling and numbers

Enter your personal information as it is written on your Social Security Card or Individual Taxpayer Identification Number

### Personal Information

#### Taxpayer's Information

Primary taxpayer first name  MI

Last name  Suffix (Jr, Sr, etc.)

SSN The IRS requires your Social Security Number for e-filing \*

-  -

Date of Birth

MM  DD  YYYY

Occupation

BACK

Skip

CONTINUE

Enter your mailing address.

If you do not have a mailing address - ask a shelter, clinic, or youth center to use their address and use that information.

### Personal Information

#### What's your mailing address?

Country

Address (street number & name)

Apartment (provide apartment number only)

ZIP code  -

City, town, or post office

State

Residency Status

I have a stateside military address.

BACK

Skip

CONTINUE

For residency status select Full-Year of the State if you lived in California the whole year.

If you moved to California in 2022 and lived in a different state in 2021 select Full-Year Resident of Another State

If you lived in multiple states select Part-Year State Resident

### Residency Status \*

- Please Select -
- Full-Year Resident of This State**
- Full-Year Resident of Another State
- Part-Year State Resident



## MyFreeTaxes.org Self-Filing Guide

Check any checkbox that is true for you or leave them blank

### Additional Information

#### Taxpayer's Information

Check any of these that apply to you:

- Anna can be claimed as a dependent on someone else's return. [Learn more](#)
- Anna was over age 18 and a full-time student at an eligible educational institution. [Learn more](#)
- Anna is blind.
- Anna is deceased.
- Anna wishes to contribute \$3 to the Presidential Election Campaign Fund.
- Anna served in a combat zone during the current tax year. [Learn more](#)
- Anna wishes to elect to use their 2019 earned income to figure their 2021 earned income credit and/or child tax credit.
- Anna was affected by a natural disaster during the current tax year.
- Anna received, sold, sent, exchanged, or otherwise acquired financial interest in virtual currency during the current tax year.
- Anna prefers to receive written communications from the IRS in a language other than English.
- Anna prefers to receive written communications from the IRS in an accessible format.

BACK

Skip

CONTINUE

Select your filing status

Click the filing status wizard if you are unsure

### What's your filing status? [Learn more](#)

- Single
- Married Filing Jointly
- Married Filing Separately
- Head of Household
- Qualifying Widow(er) with Dependent Children
- Nonresident Alien

Need help determining your filing status?

FILING STATUS WIZARD

BACK

CONTINUE

Click yes or no to claim dependents on your return

If you are a custodial parent or guardian to a child or relative, click Yes and enter the child(ren)'s information

If not, click No.

### Dependents or Qualifying Person(s)

Do you have children or relatives who rely on you for support and live in your home? If so, you might be able to receive potential tax credits and tax exemptions that could save you money on your tax bill. But before you get too excited, there are some situations when a child's exemption status is a little more complicated. The IRS does have special rules for those situations. [Learn more](#)

Do you have any dependents or qualifying person(s) to claim on your return?

YES

NO

If you have experienced Identity Theft or Tax Fraud and the IRS has provided you with a six-digit Identity Protection Pin select Yes

If not, select No

### IRS Identity Protection PIN

Did you or anyone on your tax return receive a CP01A notice from the IRS containing a 6-digit Identity Protection PIN? [Learn more](#)

- Yes, someone on my return received an Identity Protection PIN.
- No, no one on my return received an Identity Protection PIN.

BACK

Skip

CONTINUE

## MyFreeTaxes.org Self-Filing Guide

Make sure your personal information is all spelled and entered correctly

Click Edit if anything needs to be reentered and click Continue when it is all correct

Click Continue to enter your work and income information

Let's do this! #slayit

Now that we know more about you, let's dig into your tax return.

CONTINUE

### Step 4: Enter Your Income

if you had earned income, college scholarships or were self-employed.

This includes tax documents such as W-2, 1099-NEC or MISC, 1098-T etc.

You can add your tax forms quickly with Quick File if you know which forms you need Click Continue

If you don't know which forms you need select I do not know

Add your forms quickly with Quick File

If you know which forms you need, easily search and add them to your tax return.



BACK

Limit how many forms listed

CONTINUE

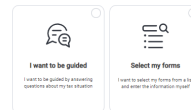
Click either I want to be guided or

Click Select my forms if you already have all of your documents ready

If you do not have any income from jobs, scholarships, retirement, or other select Skip Income

Let's look at the money you earned

Now that we've got your basic information covered, it's time to get down to business. Let's start with the money you earned in 2021! How would you like to enter your income?



**I want to be guided**

I want to be guided by answering questions about my tax situation

**Select my forms**

I want to select my forms from a list and enter the information myself

SKIP INCOME

CONTINUE

## MyFreeTaxes.org Self-Filing Guide

If you had a part-time, full-time, or seasonal job as an employee you will have a W-2 from each job you had in 2021

Enter the tax document information from every job that provided you with a W-2

### INCOME GUIDE

## Wages & Salary

Form W-2

Do you have any W-2s to enter? [? Learn more](#)

Yes

No

**BACK**

[Restart/Exit Income Guide](#)

Type in the information from your W-2 exactly as it is on your tax document and click continue

Select Enter another W-2 if you had more than one job in 2021

### W-2

**Check any of these that apply to you:**

Don't worry, most people won't need to check these boxes.

This is a corrected W-2

This is a substitute W-2

This is a railroad W-2

b Employer identification number (EIN) \*

c Employer's name \*

Country \*

United States

Address (number and street) \*

ZIP Code \*

City \*

State \*

-- Please Select --

d Control number - Not required for filing taxes online.

If you received unemployment compensation in 2021 you should have a 1099-G form

Click Yes and Continue on Unemployment Compensation and enter the information from the form or Click No and Continue

### INCOME GUIDE

## Unemployment Compensation

Form 1099-G Box 1

Did you collect any unemployment benefits from a state or local government assistance program in 2021? [? Learn more](#)

Yes

No

## MyFreeTaxes.org Self-Filing Guide

If you sold stocks, bonds or other property, click Yes and Continue to enter your 1099-B form

Otherwise, Click No and Continue

INCOME GUIDE

### Stocks, Bonds, & Other Personal Property

Do you have sales of stocks, bonds, or other property to enter? [Learn more](#)

Common sales reported here are:

- Stocks, bonds, and mutual funds (you typically receive Form 1099-B for these transactions)
- Collectibles, antiques, coins, art, gems, and stamps
- Main or second home (losses not allowed for sale of main home)
- Other personal property, such as cars, computers, etc. (losses not allowed for these types of property)

Yes

No

If you were a half-time or full-time student at a technical or trade school or college, enter your tax information from your 1098-T

Click yes for additional income – qualified education programs

Click Yes – Other Compensation Taxable scholarships and grants

Click Begin Scholarships and Grants

Enter the amount

Use this spreadsheet to add up your qualified tuition, books, and fees then subtract those costs from your total scholarships received to know how much to enter into other income

(Scholarships **Box 5 1098T** minus Tuition and Fees **Box 1 1098T** minus Books and Supplies you paid for = Other Income)

[https://docs.google.com/spreadsheets/d/1LmU\\_-22u3xKWWinb4bkCSoaTDZPDO7wnVCLR7ZfJp/c/edit#gid=0](https://docs.google.com/spreadsheets/d/1LmU_-22u3xKWWinb4bkCSoaTDZPDO7wnVCLR7ZfJp/c/edit#gid=0)

INCOME GUIDE

### Additional Income

Do you have any of the following additional income to enter?

- Rental property & royalties
- Profit or loss from farming
- Spousal support (alimony) received
- Miscellaneous income
- Gambling winnings
- K-1 income
- Qualified education programs
- Cancellation of debt
- Installment income
- Sale of business property
- Unreported tip income
- Foreign earned income
- Contracts & straddles
- Other compensation

Yes

No

INCOME GUIDE

### Other Compensation

Did you receive any of the following types of compensation? [Learn more](#)

- Taxable scholarships and grants
- Fringe benefits
- Household employee income (that you did not receive a W-2 for)
- Prisoner earned income
- Foreign earned income

Yes

No

### Other Compensation

Scholarships and Grants [Learn more](#)

BEGIN

## Scholarships and Grants

Anna's scholarships and grants

\$ 4350

If you worked as a contractor or gig worker or self-employed, enter the information from your forms 1099-MISC or 1099-NEC

Use this spreadsheet to add up your qualified business expenses for 2021

[https://docs.google.com/spreadsheets/d/1qttzQswEc7n0ROBPa\\_RWuJSfP2T-POZr4ffBnnwPJKk/edit#gid=0](https://docs.google.com/spreadsheets/d/1qttzQswEc7n0ROBPa_RWuJSfP2T-POZr4ffBnnwPJKk/edit#gid=0)

INCOME GUIDE

## Nonemployee Compensation

Form 1099-NEC

Did you receive a Form 1099-NEC?

Yes

No

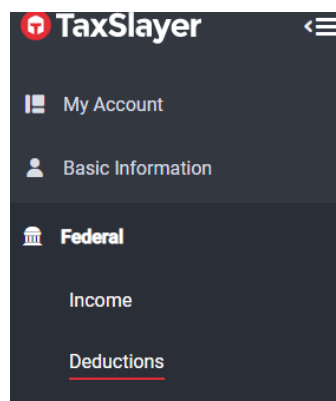
### Step 5: Maximize Your Refund

by entering in credits and deductions like donations to charity, school expenses, medical or service animal expenses, business expenses and more.

Deductions help reduce what you owe in taxes, and some provide you with a cash back refund.

Find Deductions in the Federal section of the return after Income.

EVERYONE Click I want to be guided.



## MyFreeTaxes.org Self-Filing Guide

	<p><b>Let's see how we can cut your tax bill</b></p> <p>How would you like to enter your deductions?</p> <div style="display: flex; justify-content: space-around;"> <div data-bbox="792 611 1036 877"> <p><b>I want to be guided</b></p> <p>I want to be guided by answering questions about my tax situation</p> </div> <div data-bbox="1052 611 1295 877"> <p><b>Select my forms</b></p> <p>I know which credits and deductions I qualify for and want to enter the information myself</p> </div> </div>
<p>Current and former foster youth qualify for the Earned Income Tax Credit of up to \$1,502.</p> <p>Click yes to explore the possible credits and deductions related to you and your family if you have children.</p>	<p>DEDUCTIONS GUIDE</p> <p><b>Family Deductions</b></p> <p>Do you want to explore possible credits and deductions related to your family?</p> <p>Covered in this section:</p> <ul style="list-style-type: none"> <li>• Child &amp; dependent care costs</li> <li>• Earned Income Tax Credit (EITC)</li> <li>• Adoption expenses</li> </ul> <p><input checked="" type="radio"/> Yes</p> <p><input type="radio"/> No</p>
<p>Click Yes if you paid for a babysitter or child care out of your own money to enter your Child and Dependent Care Credit expenses.</p> <p>This is worth up to \$8,000 per child per year.</p> <p>Click Yes</p> <p>Click Yes</p> <p>Enter the Care Provider/Babysitter's Information and then Enter the amount you paid for child care for each dependent.</p>	<p>DEDUCTIONS GUIDE</p> <p><b>Child &amp; Dependent Care</b></p> <p>Did you pay any dependent care expenses to an individual or day care center in 2021? <a href="#">Learn more</a></p> <p><input checked="" type="radio"/> Yes</p> <p><input type="radio"/> No</p>

## MyFreeTaxes.org Self-Filing Guide

<p>Click Yes for the EITC</p>	<p>DEDUCTIONS GUIDE</p> <h3>Earned Income Tax Credit (EITC)</h3> <p>Do you want to explore possible credits and deductions related to you and your family?</p> <p>NOTE: The EITC is automatically calculated based on the income and personal information you entered. Select Yes if one of the following situations applies to you:</p> <ul style="list-style-type: none"> <li>You have been previously disallowed the EITC but wish to file it on this year's tax return</li> <li>You are a member of clergy and have eligible income to exclude from the EITC calculation</li> <li>You are currently ineligible for the EITC</li> </ul> <p><input checked="" type="radio"/> Yes <input type="radio"/> No</p>
<p>Charitable Contributions made in 2021 can be claimed up to \$300 if you have donation receipts.</p>	<p>DEDUCTIONS GUIDE</p> <h3>Charitable Contributions</h3> <p><b>i</b> You may qualify for a tax deduction</p> <ul style="list-style-type: none"> <li>If you take the standard deduction</li> <li>If you itemize, you can deduct</li> </ul> <p>Did you make any charitable contributions in 2021?</p> <p>Covered in this section:</p> <ul style="list-style-type: none"> <li>Cash contributions (tithes or donations)</li> <li>Mileage contributions (driving to and from volunteer work)</li> <li>Noncash donations (clothing, furniture, etc.)</li> <li>Any charitable contribution carryovers</li> </ul> <p><input checked="" type="radio"/> Yes <input type="radio"/> No</p> <div style="border: 1px solid #ccc; padding: 5px;"> <p>Charity Name *</p> <input type="text"/> <p>Description</p> <input type="text"/> <p>Date of Donation *</p> <p>MM <input type="text"/> DD <input type="text"/> YYYY <input type="text"/></p> <p>Amount Donated *</p> <p>\$ <input type="text"/></p> </div>
<p>Did you have a service animal or out of pocket medical and dental expenses?</p> <p>Use this spreadsheet to keep track of your medical, dental, mental, behavioral, and service animal expenses for the year that you paid out of pocket.</p> <p><a href="https://docs.google.com/spreadsheets/d/10b-i69oBktOZg3KdWtPFefucliRbmBjCCNpls_y_E/e/dit#gid=0">https://docs.google.com/spreadsheets/d/10b-i69oBktOZg3KdWtPFefucliRbmBjCCNpls_y_E/e/dit#gid=0</a></p>	<p>DEDUCTIONS GUIDE</p> <h3>Medical Expenses</h3> <p>Would you like to explore possible credits and deductions related to medical expenses?</p> <p>Covered in this section:</p> <ul style="list-style-type: none"> <li>Medical &amp; dental expenses</li> <li>MSAs</li> <li>HSAs</li> <li>Health insurance for self-employed</li> </ul> <p><input checked="" type="radio"/> Yes <input type="radio"/> No</p>

Did you pay for tuition, books, fees, and school supplies for higher education or career training?

DEDUCTIONS GUIDE

## Education Expenses

Would you like to explore possible credits and deductions related to education expenses?

Covered in this section:

- Student loan interest
- Qualified education expenses (such as tuition)

Yes

No

DEDUCTIONS GUIDE

## Qualified Education Expenses

Form 1098-T

Did you pay expenses to a qualifying educational institution in 2021? [? Learn more](#)

NOTE:

- This deduction applies to expenses paid to schools that are eligible to participate in a st

Yes

No

EDUCATION GUIDE

## Education Credits

You may be eligible for an education credit. Your income section must be complete to get an accurate calculation for your credit.

Have you entered all of your income and adjustments to income?

Yes, I have completed entering my income information

No, I have not entered my income information

## Select a Student

Please select the student you wish to explore education credits for:

Anna Johnson

Don't see who you're looking for? Add a dependent or spouse here



## MyFreeTaxes.org Self-Filing Guide

	<p><b>Form 1098-T</b></p> <p>Do you have a 1098T form?</p> <p>Did the student receive Form 1098-T from the educational institution for 2021?</p> <p><input type="radio"/> Yes</p> <p><input type="radio"/> No</p> <p>Did the student receive Form 1098-T from the institution for 2020 with box 2 filled in and box 7 checked?</p> <p><input type="radio"/> Yes</p> <p><input type="radio"/> No</p>
<p>Advanced Child Tax Credit—if you are claiming a dependent child</p> <p>Click Yes</p> <p>If you received any advanced child tax credit payments, Click Yes and enter the amount of money you received and the number of children you received the credit for.</p> <p>If you have not yet received the Advanced Child Tax Credit—Click No</p> <p>Click Save</p>	<p><b>Advance Child Tax Credit</b> <a href="#">Learn More</a></p> <p>Did you (or your spouse) have a principal place of abode (main home) in the United States for more than half of 2021?</p> <p><input type="radio"/> Yes</p> <p><input type="radio"/> No</p> <p>Did you (or your spouse) receive any advance Child Tax Credit payments?</p> <p><input type="radio"/> Yes</p> <p><input type="radio"/> No</p>
<p>Recovery Rebate Credit (2021 - Third Stimulus Payment) If you are unsure if you received the third stimulus payment you can find the information from IRS Letter 1444, or by calling your bank and asking if you received your stimulus payments and how much you received, or by creating an <a href="#">Id.me account</a> and checking your Economic Impact Payment status.</p> <p>EVERYONE Click Begin</p> <p>Click Yes, If you received the third stimulus payment, and enter the amount you received.</p> <p>Click No, If you did not receive the third stimulus</p>	<p><b>Recovery Rebate Credit</b> <a href="#">Learn More</a> <span style="float: right; border: 1px solid black; padding: 2px 5px;">BEGIN</span></p> <p><small>For individuals who qualified for the third stimulus payment but did not receive one or received the wrong amount</small></p> <p><b>Recovery Rebate Credit</b></p> <p>Did you or anyone claimed on this return receive a stimulus payment during the third round of payments (distributed in 2021)? <small>This information is strictly used to ensure you receive the full amount you're entitled. It will not increase your taxable income or taxes due.</small></p> <p><input checked="" type="radio"/> Yes, I received a stimulus payment during the third round of payments.</p> <p>Total amount received during the third round of payments * May be reported on Notice 1444-C</p> <p><input type="text" value="\$ 1400"/></p> <p><input type="radio"/> No, I did not receive a stimulus payment during the third round of payments.</p>

## MyFreeTaxes.org Self-Filing Guide

payment

Click Continue

### Step 6: Answer The Health Insurance - Aca Insurance Plan Question

To Answer the Affordable Care Act 2021 Question -

Click No if you have full-scope Medi-Cal coverage or have insurance through your employer

Click Yes if you paid for health insurance using Covered California

#### Affordable Care Act Insurance Plans

Reported on Form 1095-A

Did you, your spouse, or a dependent have insurance under the Affordable Care Act in 2021? [Learn more](#)  
If so, select Yes - you must report Form 1095-A for the IRS to accept your return. If you did not have an Affordable Care Act insurance plan, select No.

Yes

No

### Step 7: Prepare Your California State Tax Return

Click Get Started



**Nice work on your federal return!**

**Congrats!** Now you're ready to move on to your state return.

NEXT UP

**Let's get started on your state return**

We'll transfer your information from your federal to your state return automatically, so this should be quick! You'll enter some state-specific information, and we'll help you find all possible tax breaks.

If you qualify for a free federal return, you can file a free state return for the following states:  
Arkansas, Arizona, Dist of Columbia, Georgia, Iowa, Idaho, Indiana, Kentucky, Massachusetts, Michigan, Minnesota, Missouri, Mississippi, Montana, North Carolina, North Dakota, New York, Oregon, Rhode Island, South Carolina, Virginia, Vermont, West Virginia

Returns for all other states are \$0.00

BACK

Skip state return

GET STARTED

## MyFreeTaxes.org Self-Filing Guide

<p>Select the County where you live from the drop-down menu</p>	<p><b>California Return</b></p> <p>County of Principal Residence</p> <p>County of Principal Residence</p> <div style="border: 1px solid #ccc; padding: 5px;"> <p>--Select--</p> <ul style="list-style-type: none"> <li>Outside of California</li> <li>Alameda</li> <li>Alpine</li> <li>Amador</li> <li>Butte</li> <li>Calaveras</li> <li>Colusa</li> <li>Contra Costa</li> <li>Del Norte</li> <li>El Dorado</li> <li>Fresno</li> <li>Glenn</li> <li>Humboldt</li> <li>Imperial</li> <li>Inyo</li> <li>Kern</li> <li>Kings</li> <li>Lake</li> <li>Lassen</li> </ul> </div>
<p>Click Yes</p>	<p><b>California Return</b></p> <p>Principal Residence Address</p> <p>Is your Principal/Physical Residence Address the same as the address on the tax return?</p> <p style="text-align: center;"> <input type="button" value="NO"/> <input type="button" value="YES"/> </p>
<p>Click Yes</p>	<p><b>California Return</b></p> <p>Healthcare Coverage</p> <p>Did the Taxpayer have Full year minimum essential health care coverage for all members of the household?</p> <p style="text-align: center;"> <input type="button" value="NO"/> <input type="button" value="YES"/> </p>
<p>Click NO if you were insured through work or Medi-Cal</p> <p>Click Yes if you paid for insurance through Covered California</p>	<p><b>California Return</b></p> <p>CA Health Insurance through CA Marketplace</p> <p>Did you, your spouse, or a dependent enroll in health insurance through the CA marketplace/exchange?</p> <p style="text-align: center;"> <input type="button" value="NO"/> <input type="button" value="YES"/> </p>

## MyFreeTaxes.org Self-Filing Guide

### CA Renter's Credit -

Click Yes if you paid rent in CA for at least 6 months of the year.

It doesn't matter if it is a little amount or through a public program—if you pay monthly rent, select yes.

### California Return

Did your Name change from your Prior Year tax return?

- Yes  
 No

The Renters Credit is automatically calculated if you answer YES below.

Do you qualify for the Renters Credit?

- Yes  No

[Learn More](#)

Use Tax

Make sure to enter any additional information that may apply to your personal circumstances on your State Return

### Congratulations! You have completed your standard California state return!

Would you like to add any of the following items or any additional items not listed below to your California state return?

- Was party to a Registered Domestic Partnership  Lived or worked in another state(s)  
 Filing Status is Head of Household (Need to Complete CA Form 3532)

NO

YES

Review your Total Income, Tax Credits and Refund Amounts.

Make sure you double-check that the Earned Income Tax Credit, Child Tax Credit, Recovery Rebate, Education Credits, and California EITC, Young Child Tax Credit, and Renters Credit are all in the summary.

Click View Return

### Tax Return Summary



Total Income

Adjusted Gross Income

Tax and Credits

Total Tax

Payments

Refund

California Refund

VIEW RETURN

## MyFreeTaxes.org Self-Filing Guide

<p>File Your Return</p> <p>Click Yes</p>	<p><b>Ready to file?</b></p> <p>If you're done with all the returns you need to file, we can get some final details and finish up!</p> <p><b>Are you ready to keep going?</b></p> <p><input type="radio"/> Yes, I'm done with my return(s) and ready to file!</p> <p><input type="radio"/> No, I'm not ready.</p>
<p>Check the status of your return</p> <p>When your Federal and/or state return(s) have been processed, an automatic notification is sent to the e-mail address associated with your account as well as to the mailbox within your account located in the navigation menu on the left side of the screen. If you did not receive the e-mail notification, please be sure to add TaxSlayer to your safe senders list so that our messages are not delivered to your SPAM or JUNK folder.</p> <p>Once your Federal and/or state return(s) have been accepted, you will be able to log in to your account from the TaxSlayer <a href="#">homepage</a> and access your accepted Federal and/state return(s) directly from the "My Account" screen shown under the "Return Status" tab. You will click on the print button to print your returns.</p>	
<p>Save a copy of your return and your tax documents and receipts on a password protected computer, or print a copy and save your return in a locked filing cabinet along with your tax documents.</p>	

### Filing An Amended Tax Return Using TaxSlayer

Did you already file but need to file an Amendment? You may have missed a document, chosen the wrong filing status, not claimed a dependent, or missed a credit or deduction. If so—follow the directions here to correct your tax return.

<https://www.taxslayer.com/tax-tools/tax-amendments>

## MyFreeTaxes.org Self-Filing Guide

---

### Need to Contact Customer Support?

Are you running into technical issues? Contact customer support through any of the following methods:

Website: <https://myfreetaxes.com/support>

Main Helpline: 866-698-9435

It is available 10am–6pm ET daily from January 24–April 18, and 10 am–6 pm ET daily from April 19–October 31.

Email: [info@myfreetaxes.com](mailto:info@myfreetaxes.com)