



Fun in the Sun 2016 Reading Results

June 20, 2016 – July 29, 2016

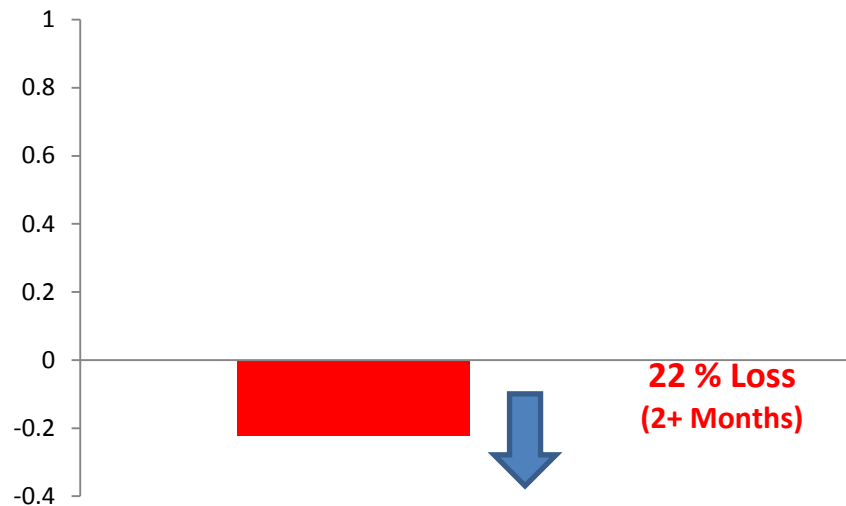
Five Sites Combined

166 students

3rd-6th grades



Summer Learning Loss No Quality Summer Programming




Reading Grade Level Gains In 6 Weeks with Fun in the Sun

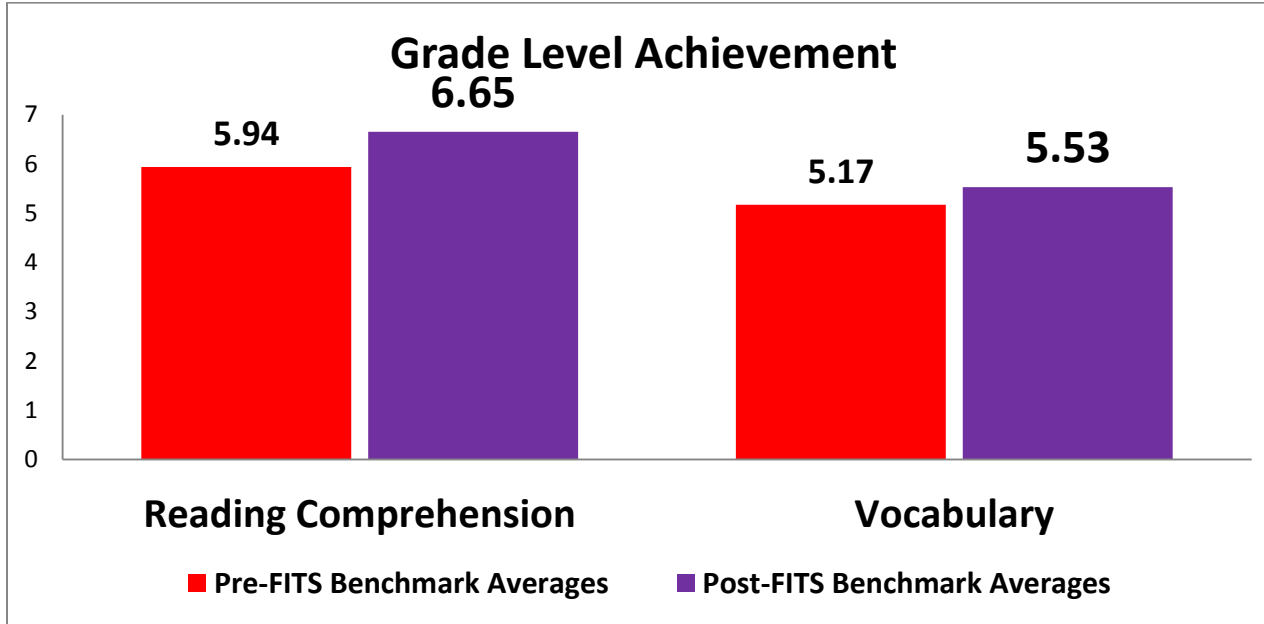


1. **100 % of FITS participants working in Lexia Core 5 showed improvements in English Language Arts (ELA) Common Core State Standard this summer.**
2. **In contrast to the average 2-month summer learning loss experienced by low income students, FITS scholars achieved an average gain of 82% of grade level material this summer!**

*Low income students will lose on average 2.5 months of academic learning (e.g. reading and mathematics) during the summer months compared to their middle or upper income peers (Cooper 1996 and dozens more since).



Fun in the Sun 2016
Reading Plus Results
 June 20, 2016 – July 29, 2016
 87 Participants 3rd-8th grade



	Pre-FITS Averages	Post-FITS Averages	Average Gains
Reading Comprehension	5.94	6.65	0.71+
Vocabulary	5.17	5.53	0.36+

Overall, the average proficiency index gain was 0.64+ in reading fluency, comprehension, and vocabulary in the Reading Plus Program.